





LCS PTO Parent Survey - Fall 2009

1. Please rate the following social events according to your enjoyment level.							
	Great event	Good Event	Fair Event	Poor Event	N/A	Rating Average	Response Count
Back to School Coffee	16.3% (23)	31.2% (44)	12.8% (18)	2.1% (3)	37.6% (53)	2.99	141
Pizza Night	43.2% (63)	30.8% (45)	8.9% (13)	2.1% (3)	15.1% (22)	3.35	146
Bingo Night	27.7% (39)	26.2% (37)	7.1% (10)	0.0% (0)	39.0% (55)	3.34	141
Buddies & Books Cafe	22.1% (31)	22.9% (32)	13.6% (19)	1.4% (2)	40.0% (56)	3.10	140
Mother/Son Bowling	40.0% (56)	13.6% (19)	3.6% (5)	2.1% (3)	40.7% (57)	3.54	140
Sweetheart Dance	48.2% (68)	9.9% (14)	1.4% (2)	0.0% (0)	40.4% (57)	3.79	141
	answered question						150
	skipped question						1

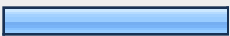



2. Please rate the following social events according to your CHILD'S enjoyment level.

	Great event	Good Event	Fair Event	Poor Event	N/A	Rating Average	Response Count
Pizza Night	60.8% (90)	22.3% (33)	4.1% (6)	0.0% (0)	12.8% (19)	3.65	148
Bingo Night	33.1% (47)	19.7% (28)	4.9% (7)	0.7% (1)	41.5% (59)	3.46	142
Buddies & Books Cafe	19.6% (27)	21.7% (30)	10.9% (15)	2.9% (4)	44.9% (62)	3.05	138
Mother/Son Bowling	40.6% (58)	10.5% (15)	3.5% (5)	0.7% (1)	44.8% (64)	3.65	143
Sweetheart Dance	46.4% (65)	9.3% (13)	2.1% (3)	1.4% (2)	40.7% (57)	3.70	140
	<i>answered question</i>						150
	<i>skipped question</i>						1

3. How likely are you to attend a PTO sponsored adult social event in the spring, assuming the date is convenient for you?

		Response Percent	Response Count
Very likely		29.5%	44
Somewhat likely		38.3%	57
Somewhat unlikely		19.5%	29
Very unlikely		12.8%	19
	<i>answered question</i>		149
	<i>skipped question</i>		2





4. Add your comments and/or suggestions regarding PTO sponsored social events here.		
		Response Count
		47
	<i>answered question</i>	47
	<i>skipped question</i>	104

5. How likely are you to attend a PTO meeting, assuming the time of day is convenient for you and the topic is of interest to you?			
		Response Percent	Response Count
Very likely		34.3%	48
Somewhat likely		40.0%	56
Somewhat unlikely		17.9%	25
Very unlikely		7.9%	11
		<i>answered question</i>	140
		<i>skipped question</i>	11

6. What is your level of interest in attending a PTO meeting featuring a guest speaker on the following topics?					
	High Interest	Moderate Interest	Low Interest	No opinion - I don't/can't attend	Response Count
A contemporary adult-centered topic?	11.1% (15)	40.0% (54)	37.0% (50)	11.9% (16)	135
A parenting topic?	38.6% (54)	39.3% (55)	15.7% (22)	6.4% (9)	140
An elementary education topic?	43.0% (58)	37.8% (51)	14.1% (19)	5.2% (7)	135
An LCS administrative, faculty or staff member speaking on a topic specific to LCS?	39.9% (55)	42.0% (58)	12.3% (17)	5.8% (8)	138
One or more Bernards Township BOE members speaking on district budgetary issues?	32.1% (44)	35.8% (49)	23.4% (32)	8.8% (12)	137
	answered question				141
	skipped question				10

7. At what time of day do you prefer PTO meetings to be held?			
		Response Percent	Response Count
Day - 9:15 am (immediately after drop off)		43.6%	61
Evening - 7:00 pm		34.3%	48
Either Day or Evening		10.7%	15
No opinion - I don't/can't attend PTO meetings		11.4%	16
	answered question		140
	skipped question		11

8. According to LCS PTO bylaws, there must be a Fall meeting to approve the budget and a Spring meeting to elect officers. In addition to these two meetings, how many PTO meetings do you think should be held?

		Response Percent	Response Count
Two additional meetings (four total per year)		46.4%	64
One additional meeting (three total per year)		26.1%	36
No additional meetings (two total per year)		9.4%	13
No Opinion - I don't/can't attend PTO meetings		18.1%	25
		<i>answered question</i>	138
		<i>skipped question</i>	13

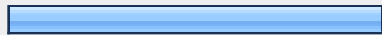


9. Add your comments and/or suggestions regarding PTO meetings here.

		Response Count
		15
		<i>answered question</i>
		15
		<i>skipped question</i>
		136




10. Indicate your order of preference for each fundraising method listed below. (Only one answer per column is allowed.)





	Most Preferred	Second Preferred	Third Preferred	Least Preferred	Rating Average	Response Count
Purchase of goods with % of sales as profit. Ex: Gift Wrap Sale, Book Fair	33.6% (44)	27.5% (36)	20.6% (27)	18.3% (24)	2.76	131
Raffles, auctions, games. Ex: Macbook raffle, silent auction, live auction	18.3% (24)	29.8% (39)	34.4% (45)	17.6% (23)	2.49	131
Spectator Event with % of sales as profit. Ex: Harlem Wizards BB Game	24.2% (32)	26.5% (35)	28.8% (38)	20.5% (27)	2.55	132
Capital Campaign -cash donation fully tax deductible. Ex: Kids in Bloom	26.5% (35)	17.4% (23)	15.2% (20)	40.9% (54)	2.30	132
	<i>answered question</i>					136
	<i>skipped question</i>					15

11. Do you think the PTO manages its budget well?

		Response Percent	Response Count
Yes		57.6%	80
No		1.4%	2
Don't Know		41.0%	57
	<i>answered question</i>		139
	<i>skipped question</i>		12

12. Add your comments and/or suggestions regarding PTO fundraising efforts here.		
		Response Count
		18
<i>answered question</i>		18
<i>skipped question</i>		133

13. Do you read the monthly PTO newsletter?			
		Response Percent	Response Count
Always		59.9%	82
Usually		32.8%	45
Sometimes		7.3%	10
Never		0.0%	0
		<i>answered question</i>	137
		<i>skipped question</i>	14

14. Do you read the weekly PTO News in the Liberty Corner Friday Folder?			
		Response Percent	Response Count
Always		66.2%	90
Usually		27.2%	37
Sometimes		4.4%	6
Never		2.2%	3
		<i>answered question</i>	136
		<i>skipped question</i>	15

15. Do you use the LCS PTO website?			
		Response Percent	Response Count
One or more times per week		10.9%	15
One or more times per month		41.6%	57
Less than one time per month		38.0%	52
Never		9.5%	13
		<i>answered question</i>	137
		<i>skipped question</i>	14

16. Rate the overall job the PTO does of keeping you informed about important dates and events at LCS.			
		Response Percent	Response Count
Excellent		80.9%	110
Good		17.6%	24
Fair		1.5%	2
Poor		0.0%	0
		<i>answered question</i>	136
		<i>skipped question</i>	15

17. Add your comments and/or suggestions regarding PTO communications (i.e. PTO Newsletter, PTO News, PTO Website, PTO News Blasts) here.		
		Response Count
		21
		<i>answered question</i>
		21
		<i>skipped question</i>
		130